


16 Practical Tips For Sparking Ideas, Spicing Up Chords & Taking Your Riffs To The Next Level

Are you ready to take your guitar playing to the next level? In this comprehensive guide, we'll dive deep into 16 practical tips that will spark your musical ideas, enhance your chords, and elevate your riffs to new heights.



Creative Songwriting on Guitar: 16 Practical Tips for Sparking Ideas, Spicing up Chords & Taking Your Riffs to the Next Level by Troy Nelson

★★★★☆ 4.7 out of 5

Language : English

File size : 6389 KB

Print length : 300 pages

Lending : Enabled

Screen Reader: Supported



1. Explore Different Tunings

Experimenting with alternative tunings can unlock a world of unique and inspiring sounds. Open tunings, such as open G or open D, provide a resonant base for fingerstyle playing and slide guitar.



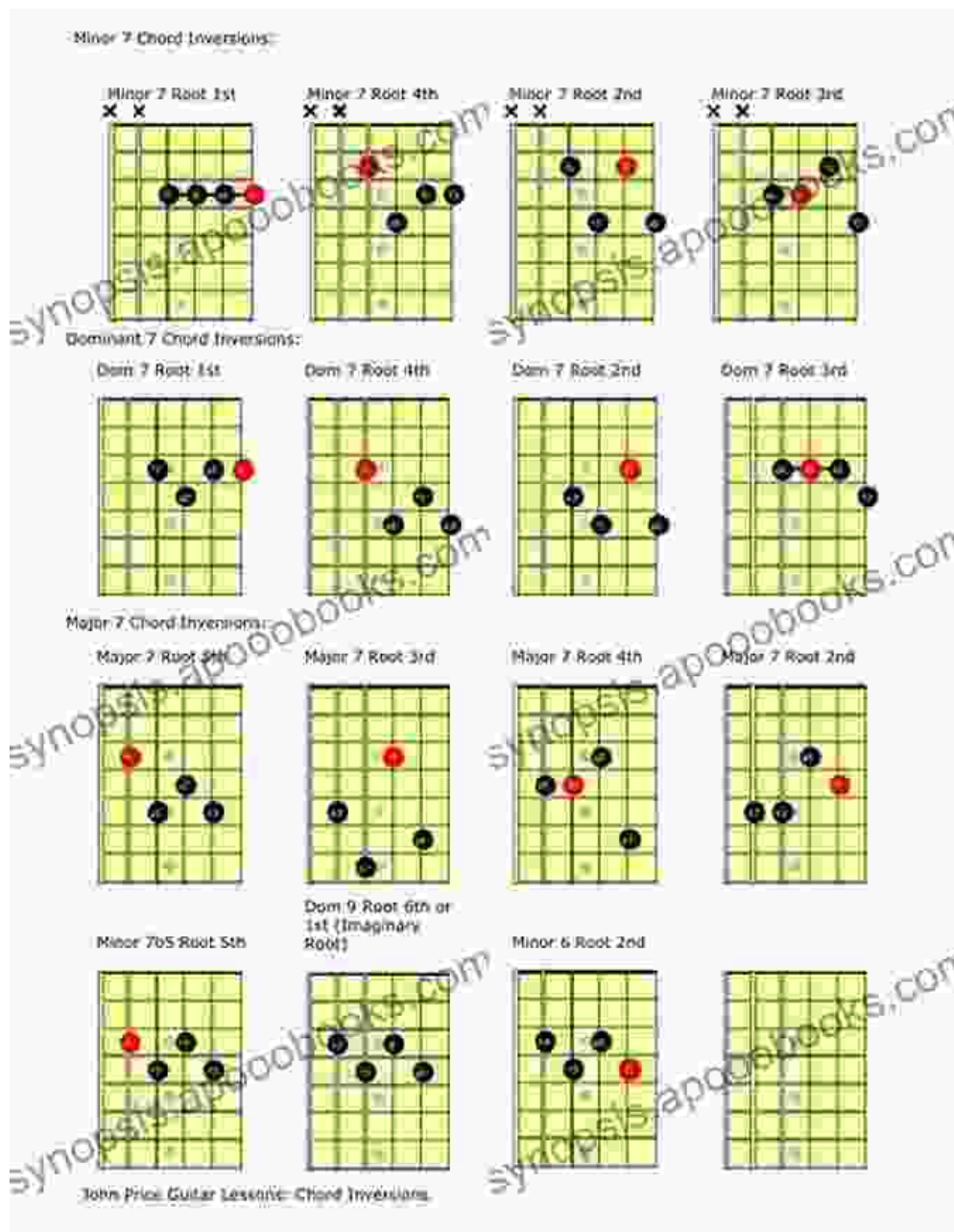
2. Use Extended Chords

Enrich your chord progressions with extended chords that add depth and complexity. Sus chords, add9 chords, and maj7#11 chords can create a rich and evocative tapestry of sound.



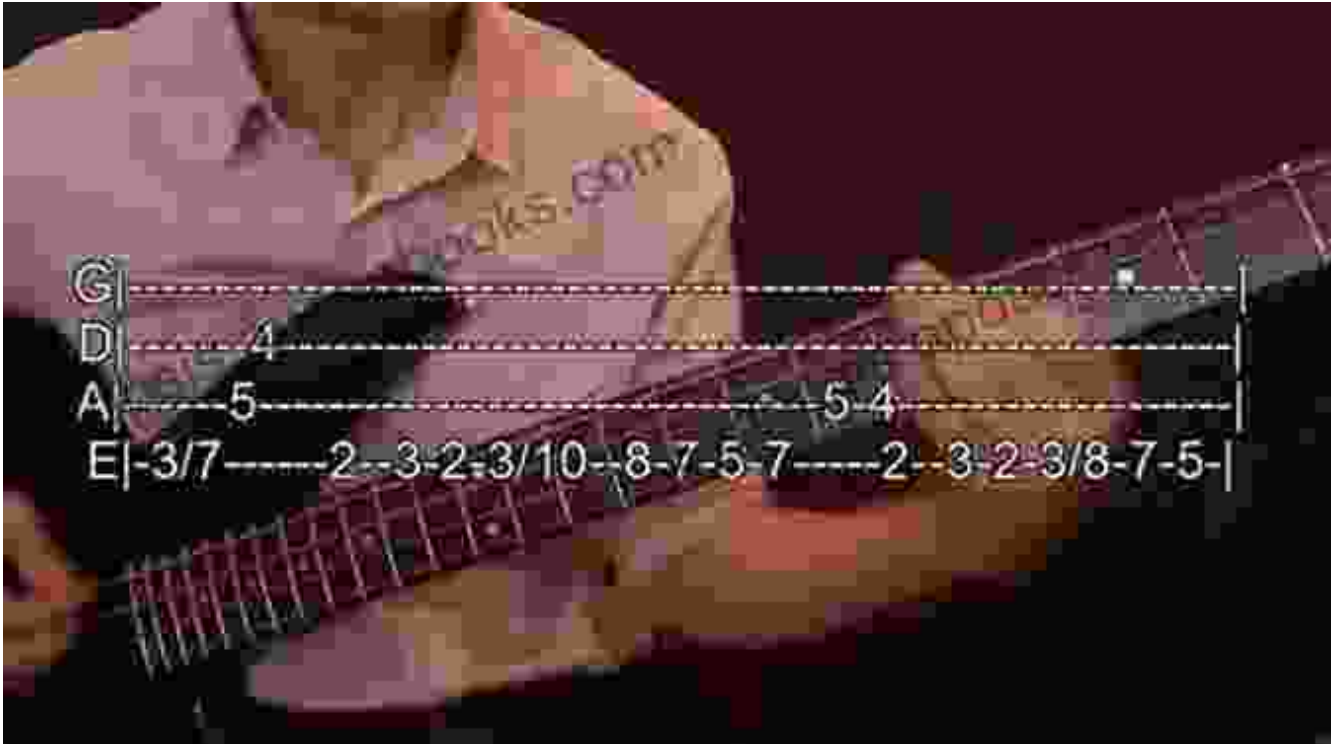
3. Invert Your Chords

Inversions offer a fresh perspective on familiar chords. By rearranging the notes, you can create new voicings that add interest and variety to your playing.



4. Add Bass Notes

Expand the rhythmic and melodic potential of your riffs by adding bass notes. Walking bass lines, octave bass riffs, and syncopated bass notes can create a strong foundation and drive your music forward.



5. Experiment with Different Picking Techniques

Alternate picking, hybrid picking, and sweep picking are just a few techniques that can enhance your riffs and add a touch of virtuosity. Experiment with different picking patterns to create unique and memorable licks.



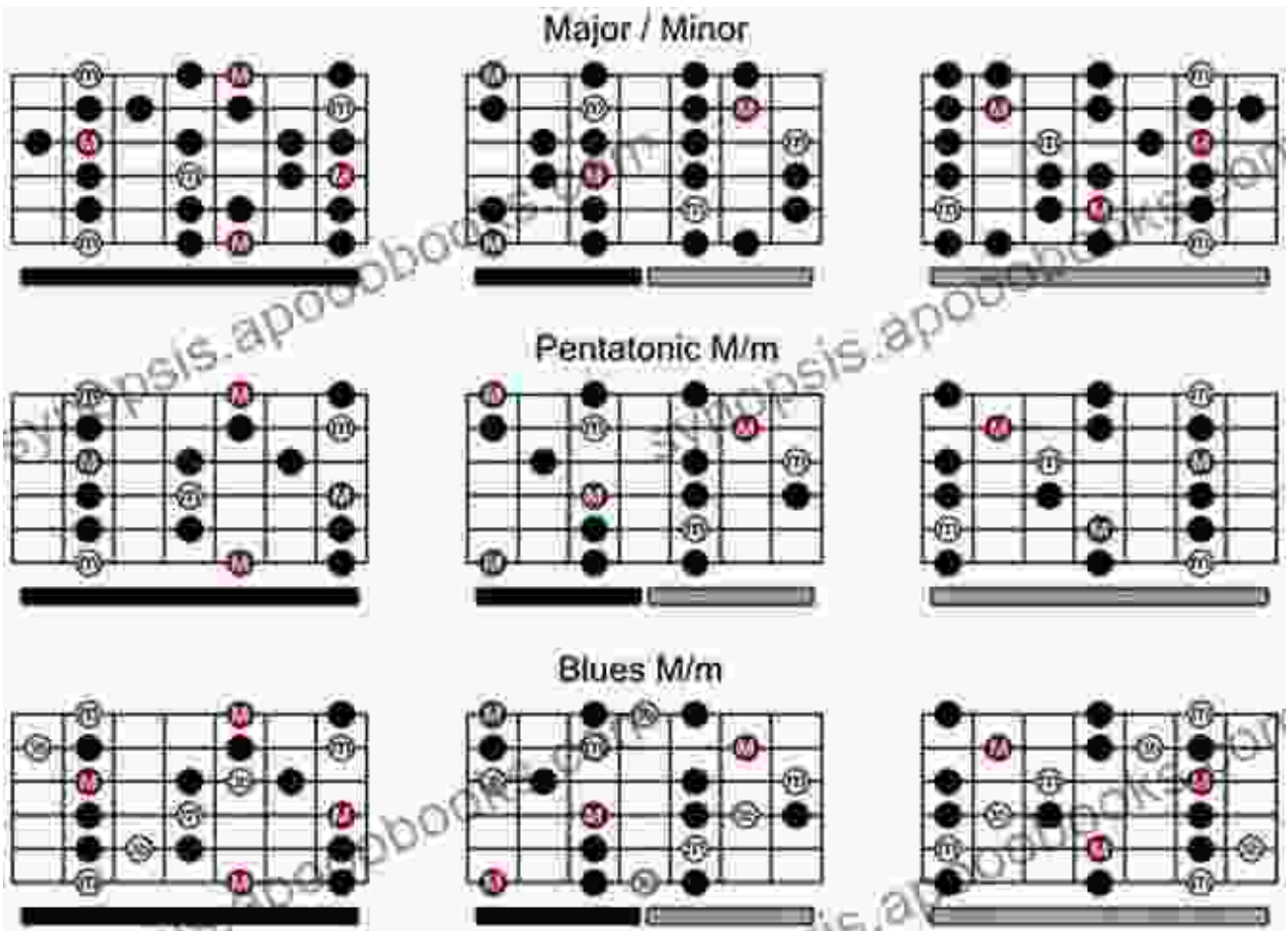
6. Use Sliding Harmonics

Sliding harmonics create ethereal and evocative sounds that can add a touch of magic to your solos. By sliding your finger along a string and touching it lightly at specific points, you can produce these shimmering overtones.



7. Explore Different Scales and Modes

Break out of your comfort zone and venture into different scales and modes. Pentatonic scales, blues scales, and Phrygian modes can provide fresh melodic ideas and help you create more expressive solos.



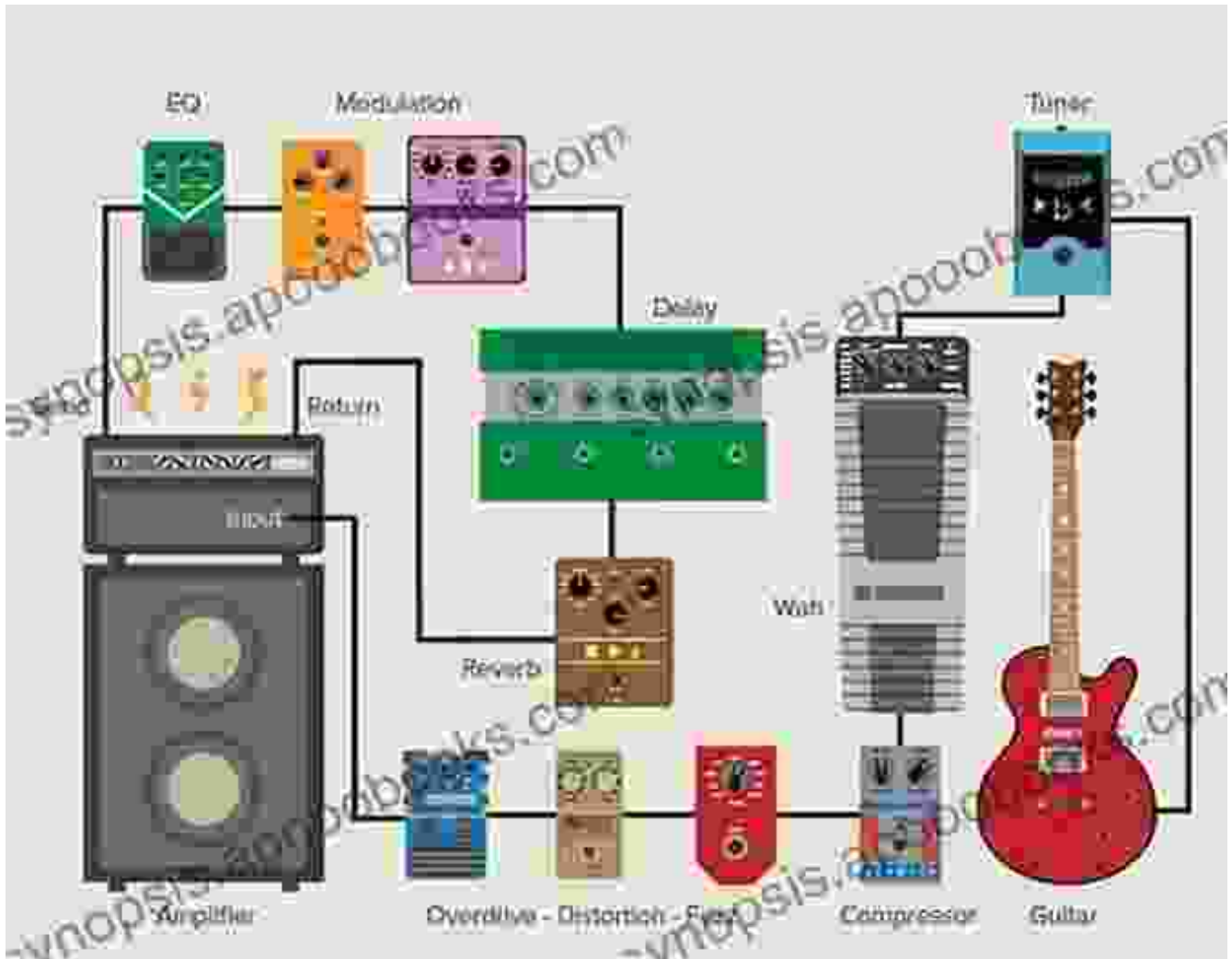
8. Listen to Different Styles of Music

Inspiration can come from the most unexpected places. Listen to a wide range of music, from classical to jazz to hip-hop, to expand your musical vocabulary and spark new ideas.



9. Use Looping and Effects

Looping and effects pedals can become your secret weapons for creating complex and captivating riffs. Layer rhythms, melodies, and harmonies using a looper, and experiment with different effects to add texture and depth.



10. Collaborate with Other Musicians

Collaborating with other musicians can foster creativity and push you out of your comfort zone. Share ideas, learn from each other, and create something truly unique together.



11. Challenge Yourself

Don't settle for mediocrity. Challenge yourself to learn new techniques, play in different styles, and write more complex riffs. The more you push yourself, the more you'll grow as a musician.



12. Record Your Ideas

Capture your musical ideas before they fade away. Record your riffs, chord progressions, and melodies using a simple recording device or software. Having a record of your ideas will allow you to revisit them later and expand upon them.




13. Study Music Theory

Understanding music theory will give you a deeper understanding of the structure and harmony of music. It can empower you to create more sophisticated and effective riffs.



14. Practice Regularly

As with any skill, consistency is key. Dedicate time each day to practicing your guitar playing. Focus on strengthening your technique, expanding your musical vocabulary, and refining your riffs.



15. Attend Workshops and Clinics

Workshops and clinics taught by experienced musicians can provide invaluable insights and inspiration. Learn from the masters, ask questions, and get feedback on your playing.




16. Embrace the Creative Process

Music is a journey, not a destination. Don't get discouraged if you don't create a masterpiece overnight. Embrace the creative process, experiment with different ideas, and enjoy the ride.



Embracing these practical tips will unlock your musical potential and take your guitar playing to new heights. Remember, inspiration can come from anywhere, so stay curious, experiment relentlessly, and never stop creating.

With passion, dedication, and the right mindset, you can master these techniques and become the guitarist you've always dreamed of being.



Creative Songwriting on Guitar: 16 Practical Tips for Sparking Ideas, Spicing up Chords & Taking Your Riffs to the Next Level by Troy Nelson

★★★★☆ 4.7 out of 5

Language : English

File size : 6389 KB

Print length : 300 pages

Lending : Enabled

Screen Reader: Supported

FREE

DOWNLOAD E-BOOK



Kids Rule Box Office Hits for the Elementary Player

Empowering Young Performers: A Journey of Creativity and Confidence
Are you ready to unleash the star power within your elementary students? With "Kids...



Unraveling the Enigma: Political Alienation and Its Impact on Political Behavior

In the labyrinthine tapestry of human existence, political alienation stands as a formidable force, casting a long shadow over the intricate interplay between individuals and...