


Master the Art of Spanish Guitar Strumming with Our Comprehensive Guide

The Spanish guitar, with its rich history and captivating sound, has captured the hearts of guitarists worldwide. Strumming is the foundation of Spanish guitar playing, providing a rhythmic and melodic backdrop to the instrument's enchanting melodies. Whether you're a beginner just starting your Spanish guitar journey or an experienced player seeking to refine your technique, this comprehensive guide will equip you with the knowledge and skills to master the art of Spanish guitar strumming.



Spanish Guitar Strumming Techniques (Spanish Guitar Studies) by Edina Balczó

★★★★☆ 4.5 out of 5

Language : English
File size : 6463 KB
Text-to-Speech : Enabled
Enhanced typesetting : Enabled
Word Wise : Enabled
Print length : 124 pages
Lending : Enabled
Screen Reader : Supported



Traditional Strumming Patterns

Traditional Spanish guitar strumming patterns form the backbone of flamenco and classical guitar styles. These patterns, characterized by their distinct rhythmic structures and fingerpicking techniques, have been passed down through generations of guitarists:

- **El Rasgueado:** This rhythmic pattern is the most fundamental in flamenco guitar. It involves alternating downstrokes and upstrokes with a quick, repetitive motion.
- **El Arpeggio:** An arpeggio is a broken chord, played by plucking the strings individually. This technique creates a delicate and shimmering effect.
- **El Tremolo:** This technique involves rapidly alternating between two adjacent strings, creating a pulsating effect.
- **El Golpe:** A powerful downstroke that adds emphasis to the rhythm.

Rhythmic Variations

Beyond traditional patterns, Spanish guitar strumming offers a vast array of rhythmic variations. These variations allow guitarists to create intricate and dynamic accompaniments:

- **Syncopated Rhythms:** These rhythms intentionally displace the accents, creating a sense of movement and tension.
- **Triplets:** Incorporating triplets into strumming patterns adds a lively and infectious groove.
- **Flamenco Compás:** These rhythms, rooted in the traditional music of Andalusia, Spain, combine complex syncopations and accents.

Fingerpicking Styles

In addition to strumming, fingerpicking techniques play a vital role in Spanish guitar playing. These techniques allow for greater control, accuracy, and expressiveness:

- **Classical Fingerstyle:** This technique involves using the thumb and fingers to pluck individual strings, creating intricate melodies and harmonies.
- **Flamenco Fingerstyle:** Derived from flamenco guitar, this technique emphasizes rapid, percussive movements and incorporates sliding and tapping techniques.
- **Hybrid Picking:** A combination of strumming and fingerpicking, this technique offers the best of both worlds, providing a dynamic and expressive range of sounds.

Mastering Spanish Guitar Strumming Techniques


Becoming proficient in Spanish guitar strumming requires dedication, practice, and a structured approach:

- **Start with the Basics:** Begin by learning the traditional strumming patterns and fingerpicking techniques. Practice regularly to develop muscle memory and coordination.
- **Study the Masters:** Listen to recordings of renowned Spanish guitarists, such as Paco de Lucía, Vicente Amigo, and Manolo Sanlúcar. Analyze their strumming patterns and techniques to identify their unique styles.
- **Experiment and Innovate:** Once you've mastered the basics, don't be afraid to experiment with different strumming patterns and fingerpicking techniques. Create your own unique style by combining elements from various traditions.

Mastering Spanish guitar strumming techniques unlocks a world of rhythmic possibilities, allowing guitarists to create captivating and authentic Spanish guitar music. This comprehensive guide has provided you with a solid foundation in traditional patterns, rhythmic variations, and fingerpicking styles. By embracing the spirit of practice, experimentation, and inspiration, you can elevate your guitar playing to new heights and share the beauty of Spanish guitar strumming with the world.

To further enhance your journey, consider investing in the book "**Spanish Guitar Strumming Techniques: A Comprehensive Guide to Mastering the Art**". This book delves deeper into the intricacies of Spanish guitar strumming, providing detailed explanations, exercises, and video tutorials to guide you every step of the way. With this resource at your fingertips, you'll gain a comprehensive understanding of the techniques and concepts discussed in this article, empowering you to become a true master of Spanish guitar strumming.

Unlock the secrets of Spanish guitar strumming today and embark on an unforgettable musical adventure!



Spanish Guitar Strumming Techniques (Spanish Guitar Studies) by Edina Balczo

★★★★☆ 4.5 out of 5

Language : English
File size : 6463 KB
Text-to-Speech : Enabled
Enhanced typesetting : Enabled
Word Wise : Enabled
Print length : 124 pages
Lending : Enabled
Screen Reader : Supported


FREE

DOWNLOAD E-BOOK



Kids Rule Box Office Hits for the Elementary Player

Empowering Young Performers: A Journey of Creativity and Confidence
Are you ready to unleash the star power within your elementary students? With "Kids...



Unraveling the Enigma: Political Alienation and Its Impact on Political Behavior

In the labyrinthine tapestry of human existence, political alienation stands as a formidable force, casting a long shadow over the intricate interplay between individuals and...